







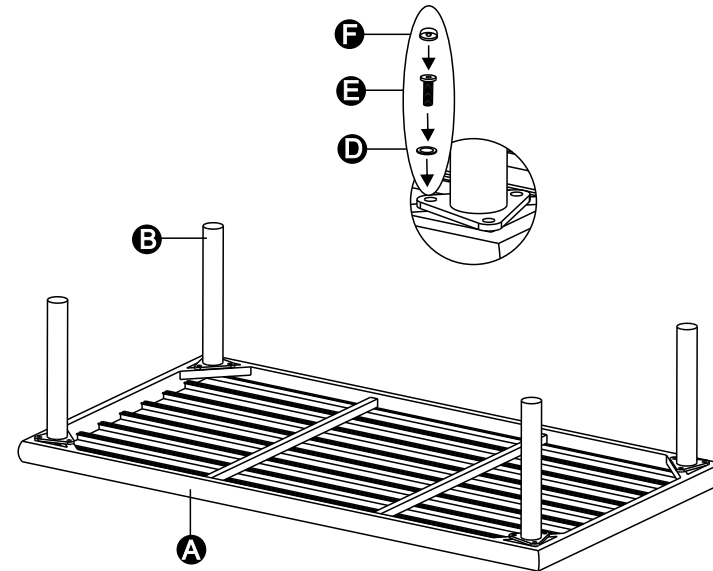
Assemble instruction

GLA-63212-2751WKD

Part List:

NO.	Picture	Name	Qty
A		Table	1
B		Table Leg	4
C		Wrench	1
D		Steel Wrench	12
E		M6X20MM Bolt	12
F		PVC Bolt Cover	12

STEP 1



STEP 2

