







Assembly Instruction

Part List

NO.	Pictrue	Name	Qty
A		Frame	1
B		Leg	4
C		Washer	16
D		Bolt M6x20	16
E		Bolt Cover	16
F		Wrench	1

