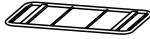






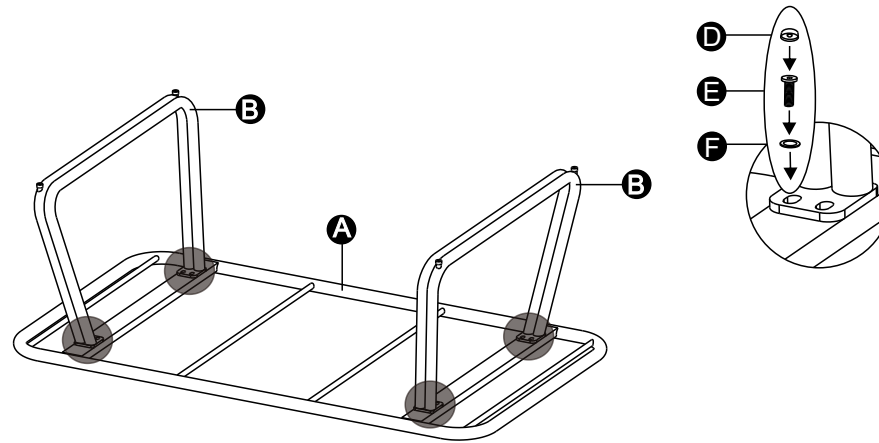


Assemble instruction

GLA-62935-12443WKD
Part List:

NO.	Picture	Name	Qty
A		Table Top	1
B		Table Leg	2
C		Glass	1
D		PVC Bolt Cover	8
E		M6X20MM Bolt	8
F		Steel Washer	8
G		Wrench	1

STEP 1



STEP 2

